

How to Create an Account in I-Share SSC Library's Online Catalog

Go to the I-Share Online Catalog on the Library's Webpage (<https://www.ssc.edu/services/library>) and click on **Research Tools** in the **Toolbar** or go the SSC Webpage (<https://www.ssc.edu>) select the **Services** Column click on **Library**

Home / Services / Library

LIBRARY

Click on **Research Tools**

RESEARCH TOOLS PERIODICALS & TEXTBOOKS RESERVES GOVERNMENT DOCUMENTS FILES



LIBRARY HOURS

SPRING AND FALL SEMESTER

Monday – Thursday:
8:00 a.m. to 9:00 p.m.

Friday:
8:00 a.m. to 4:00 p.m.
Closed Saturday & Sunday

SUMMER SEMESTER

Monday – Thursday:
8:00 a.m. to 8:00 p.m.
Closed Friday, Saturday & Sunday

For research assistance visit the **Reference Desk**
(708) 210-5750.

Home / Services / Library / Research Tools

RESEARCH TOOLS

Click on **CARLI I-Share**

Catalogs

What is I-Share?

I-Share is a universal borrowing system for the state of Illinois. It is a free service offered to South Suburban College students, faculty and staff through our online catalog system. SSC users can obtain print materials from other I-Share libraries by placing a request via our online catalog or by visiting an I-Share library. The lending library determines the length of the check-out period and what items are allowed for loan. Materials held in any library's reference collection or other special collections are usually not loaned. I-Share provides the opportunity to borrow an item.

When should I use I-Share?

Use I-Share when South Suburban College Library does not own, or has already loaned, a book or a media item you require.


How do I request an item using I-Share?

I-Share items can be requested through the Library's online catalog. Most items will arrive in 2-4 business days.

What if I lose an I-Share item?

I-Share privileges will be suspended until the item is replaced or lost item fees are paid to the lending library. Lost I-Share items will also suspend South Suburban College borrowing privileges.

Click here to access I-Share




OTHER RESEARCH TOOLS



- [Get My Future](#)
- [Illinois DMV](#)
- [Media Collection](#)

[Internet Yearbook Archive](#)

TUTORIAL: POINTS OF VIEW REFERENCE CENTER



TUTORIAL: PUBLICATION FINDER



Library catalog:

New VuFind Search

VuFind Search

Click on **VuFind Search**




[What are the differences?](#)

[Click Login](#)

Welcome to I-Share. Use I-Share to search for library materials in Illinois, check the availability of items, and place requests. Before you place your first request in I-Share, please [create a new account](#).

Login

Don't have an account in this version of the catalog?
To request or renew items, create a username and password.

Username: Password: Is this a private workstation? Yes (Check "Yes" to stay logged in until you decide to log out. Otherwise the catalog will log you out automatically after 10 minutes of inactivity.)[Create New Account](#)[Click Create New Account](#)[Forgot Your Password?](#)[Login FAQ](#) Your Name Here 

User Account





[Complete Basic Information](#)

Basic Information

First Name:
Last Name:
Email Address: 
Username: 
Password: 
Password Again:

Library Account Information

Enter information below to match ("sync with") what's in your library account:

Borrower ID (Barcode Number): 
Last Name on Library Account: 
I-Share Library with Which You Are Affiliated: [Login FAQ](#) [Instructions for ILLINET libraries](#)[Favorites](#)[Checked Out Items](#)[Requested Items](#)[Fines](#)[Blocks](#)[Contact Information](#)[Preferences](#)[User Account](#)

Click **Submit**, when your name appears in the upper right hand corner, your account has been created!

Remember your **Username** and **Password** for I-Share, since you will use it each time you login to search for items on or off campus.